

## SPOTLIGHT

### Our Children



Damarion Hickmon  
**FIRST PLACE**



**30th Annual Children & Family Awareness Month**  
Contest by: Summit County Children Services



Naomi Ungerer  
**SECOND PLACE**

## Our Parent Partners

Congratulations **Joshua Ironfield** and **April Janda** for completing the year-long participation of the Ohio Head Start Association, Inc. (OHSAI) Parent Ambassador Program. Janda and Ironfield represented the Summit County Head Start/Early Head Start program well on the state and national levels; they told their stories to lawmakers on Capitol Hill January 2017.



April Janda



Joshua Ironfield

Congratulations **Carlena Hart** and **Andrea Fleming** on their appointment to the Summit Family and Children First Council (FCFC), as Parent Representatives. The mission of FCFC is to improve access to and delivery of education, health, and social services for children and families in Summit County.



Carlena Hart



Andrea Fleming

## Our Community Partner



**PNC Foundation, DonorsChoose.org and ASCA Head Start: Partnership for Children Success—April 4th Great Day Launch**

On April 4, 2017, ASCA Head Start program participated in the PNC Foundation national "Great Day at PNC" launch that supported the PNC Foundation Grow Up Great program—an early childhood education initiative created in 2004 with the objective to prepare children, particularly at-risk children, from birth to age five for success in school and life (PNC Foundation 2017). Nationally, launch events included, "book drive, writing letters to thank early childhood educators and making puppets to donate to early childhood centers. That same day, the PNC Foundation also announced a \$5 million initiative with [www.donorschoose.org](http://www.donorschoose.org), a non-profit, crowdfunding website where teachers can post projects to benefit their students and classrooms." Further, and for the first time, Head Start teachers became plugged into Donorschoose.org!

Locally, Kevin Thompson, PNC Regional President, Jennifer Dale Fox, Director of Client and Community Relations and their team launched "Great Day" at ASCA's Macedonia Head Start Center. Five iPads were donated—one for each classroom to support technology engagement in learning; books were provided to support early literacy; PNC team members had a "Morning of Reading" with our children; and each classroom teaching team received \$50 gift cards to begin their DonorsChoose.org experience! It was a morning filled with excitement for children and adults—it was a "Great Day!"

**THANK YOU, PNC & PNC Foundation for your commitment to communities, families and children!**



July 31, 2017 (Final)

# Head Start/Early Head Start

## State Early Childhood Education Program

### 2016/2017 Program Year-end Report



## Enrollment

<b>1,363</b> Head Start (Preschools)	<b>141</b> Early Head Start (Infants & Toddlers)	<b>35</b> Early Head Start Pregnant Women	<b>155</b> Homeless & Foster Care	<b>131</b> State Early Childhood Education Program (Age 4)
--	--	---	---	---

## Attendance

<b>83%</b> Head Start Average Daily Attendance	<b>84%</b> Early Head Start Average Daily Attendance	<b>84%</b> State Early Childhood Education Program Average Daily Attendance	
--	--	--	--

## Annual Budget

- Federal Share  
\$13,049,374
- Local Contribution/  
Non Federal Share  
\$3,262,344
- Same funding level in  
2017/2018



## Disabilities and Mental Health

### Early Head Start

- 10 infants/toddlers** with Individual Family Service Plans (IFSP), of which
- 11% Speech and Language
  - 22% Health
  - 67% Developmental/Non-Categorical

### Positive Parent-Child Relationships

Dr. Maria Sargent provided "Building Future Stars" training to our families. Parents received valuable information on ways to help their child achieve success in future endeavors by **developing early behavioral skills** such as co-operative group behaviors, attention skills, and problem solving.

### Head Start

- 179 children ages three to five** with Individualized Education Plans (IEP), of which
- 54% Speech and Language
  - 10% Health
  - 36% Developmental/Non-Categorical



## Inside This Report:

Child Outcomes/Assessment	2
Kindergarten Transition	2
Classroom Assessment Scoring System (CLASS)	2
Child Health and Child Nutrition	3
Services to Pregnant Women	3
Parent/Family Engagement	3
Spotlight	4

## Quality Rated Centers

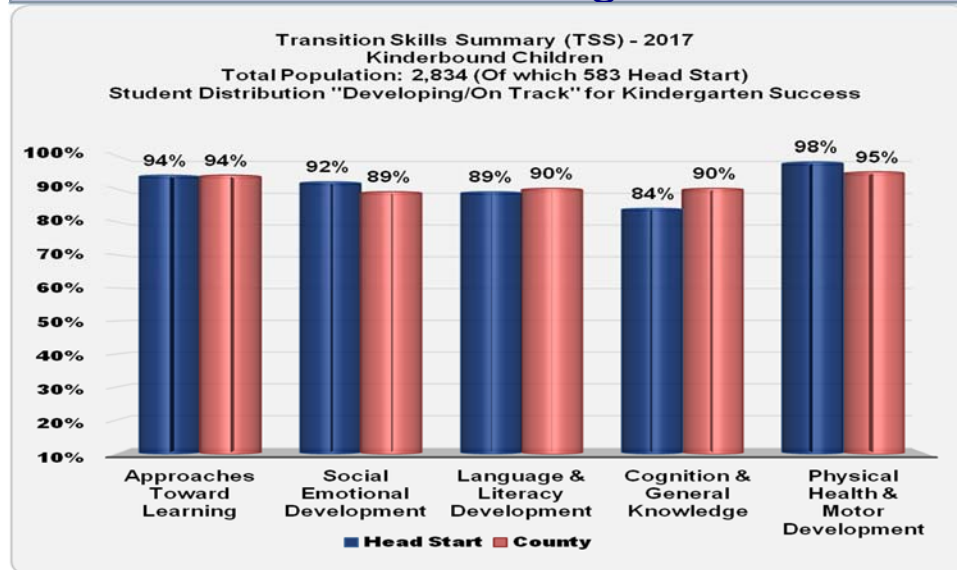
Maintained 100% of our 5-star quality ratings for child care centers. The highest rating in the quality rating system!	Maintained 75% of current rated centers (25% pending approval). OHP supports early healthy eating practices to minimize childhood obesity for a healthy lifestyle.	Maintained 100% of current quality rated sites to support early childhood education.

## Child Outcomes/Assessment

Domains	Learning Progression	HEAD START TS GOLD	EARLY HEAD START TS GOLD	STATE EARLY CHILDHOOD PROGRAM Early Learning Assessment (ELA)
Social-Emotional	Below	22%	15%	1%
	Meeting/Exceeding	78%	85%	99%
Physical (Fine/Gross Motor)	Below	18%	12%	1%
	Meeting/Exceeding	82%	88%	99%
Language	Below	18%	20%	18%
	Meeting/Exceeding	82%	80%	82%
Literacy	Below	13%	19%	18%
	Meeting/Exceeding	87%	81%	82%
Mathematics	Below	19%	25%	3%
	Meeting/Exceeding	81%	75%	97%

**Teaching Strategies GOLD (TS GOLD)** assessment tool supports effective teaching and long-term school success through observations, work samples, and parent input. 82% of Head Start and Early Head Start children met/exceeded expectations; while 18% were below expectation in their learning progression. **Early Learning Assessment (ELA)** tool is Ohio's Early Childhood Comprehensive Assessment System that assesses children's readiness for kindergarten in the State Early Childhood program. 94% of children met/exceeded their learning progressions; while one percent assessed below developmental levels and five percent were unable to be scored (e.g. parental refusal for assessment, child's ability—unable to identify content/follow prompt, child with special needs, etc.).

## Kindergarten Transition



### Kindergarten Transition

631 Head Start children transitioned to kindergarten, of which, 583 (92%) children participated in the countywide school readiness *Transition Skills Summary (TSS)* facilitated by Summit Education Initiative (SEI); the outcome is presented to the left. Based on Head Start's TSS report, 91% of children entering Kindergarten are "On Track" to begin a successful school year.

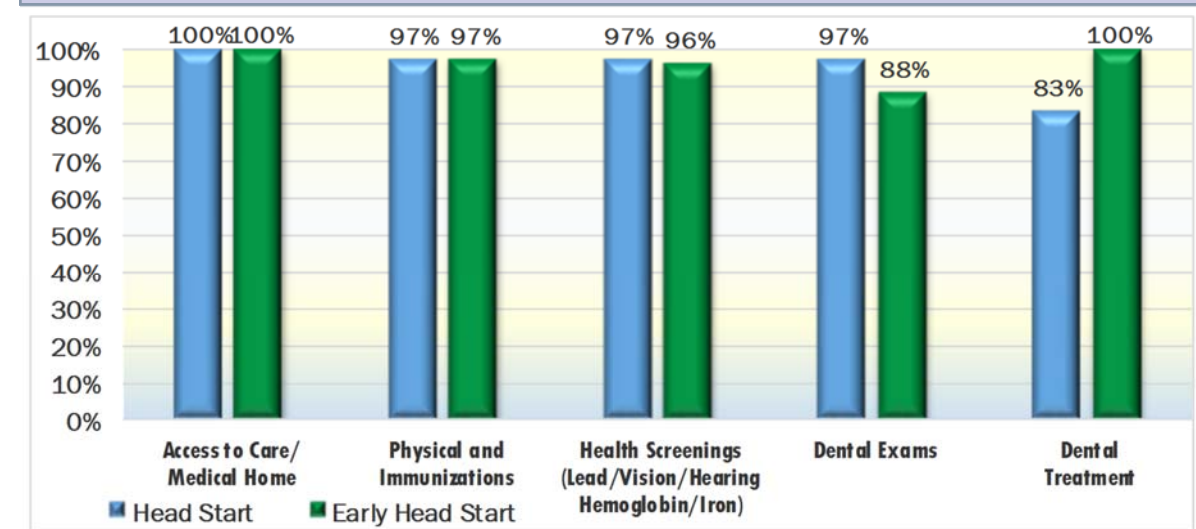


## Classroom Assessment Scoring System (CLASS)

**CLASS** focuses on **quality teacher-child interactions** and assesses on a 7-point scale. It is only used in the Head Start classrooms (children ages 3-5). **Scores of 1-2 means quality teacher/child interaction is low; 3-5 show a mixture of low and effective teacher interaction; 6-7 show effective and consistent teacher/child interaction observed.** ASCA Head Start remained **above** the national benchmark and demonstrated continuous improvement. Scores for the 2016/2017 program year compared to the national benchmark are below.

Domains & Descriptions	Emotional Support Captures how teachers help children develop positive relationships, enjoyment in learning, comfort in the classroom, and appropriate levels of independence.	Classroom Organization Focuses on how teachers manage the classroom to maximize learning and keep children engaged.	Instructional Support Involves how teachers promote children's thinking and problem solving, use feedback to deepen understanding, and help children develop complex language skills.
ASCA Head Start 2016/2017	6.01	6.12	3.45
Federal Review 11/2016	6.08	5.78	2.89
National Benchmark 2016	5.60	5.25	2.22

## Child Health Services



### Health Education & Trainings

- First Aid
- Lead Prevention
- Immunization Education
- Preventative Well-Child Care
- Safe Sleep
- Shaken Baby Syndrome
- Maternal Depression
- Healthy Eating and Nutrition

## Child Nutrition Services



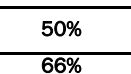

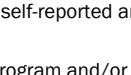
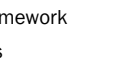
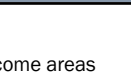
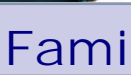
### Nutritional Meals Served

- 100,021 Breakfasts
- 129,754 Lunches
- 98,964 Snacks
- 328,739 Total Meals

### Growth Assessment

(Ages 3-5—Based on Body Mass Index Chart)


- **66% Normal** (BMI at or above 5th percentile and below 85th percentile for child's age and sex)
- **16% Obese** (BMI at or above 95th percentile for child's age and sex)
- **14% Overweight** (BMI at or above 85th percentile and below 95th percentile for child's age and sex)
- **4% Underweight** (BMI less than 5th percentile for child's age and sex)



### Pregnant Women

- **100%** had access to care, medical and dental home
- **100%** received prenatal and postnatal care
- **100%** received information regarding substance abuse, mental health, infant mortality, maternal depression, breastfeeding, fetal development, etc.
- **9%** needed/received referral, intervention and follow-up services
- **52%** needed and received dental exams

Books provided several times during program year by Bright Star Books to pregnant moms for their infants to promote **early literacy education and attachment.**



## Parent and Family Engagement

### Family Engagement

- **83%** of families **set one or more goals** aligned with the seven outcome areas within the Parent, Family and Community Engagement (PFCE) Framework
- **88%** of families participated in **Home School Connection** activities
- Of the families attending **Families Turn to Learn Workshops**, **59%** self-reported an **increase** in knowledge from attending the workshop
- **69%** of families **received at least one family service** through our program and/or other community agencies
- **23** families requested and received **language interpretive services**

Parent, Family, Community Engagement (PFCE) Outcome Area	# of Families Setting Goals in PFCE area	# of Families Achieving Goals in PFCE area	% of Achievement 2016-2017
Family Well-Being	525	376	72%
Positive Parent-Child Relationships	408	272	67%
Families as Lifelong Educators	377	188	50%
Families as Learners	91	60	66%
Family Engagement in Transitions	187	114	61%
Family Connections to Peers and Community	59	41	69%
Families as Advocates and Leaders	36	29	72%

### Male Engagement

**29** fathers participated in the Workforce Development and 24/7 DADS™ trainings. **Six** fathers graduated from the eight-week training. Both programs were facilitated by Frank D. Williams, President, Man2Man and Father Engagement Expert. Participants self-reported enhanced parenting skills, job readiness skills and a better understanding of community resources.

**One** graduate obtained employment!

Other father engagement included:

**448** fathers were involved in child development experiences (i.e. Home-School Connection, Home Visits, Parent/Teacher Conference)

**359** fathers engaged in Family Agreement Process

**171** fathers were engaged in parent education workshops

