



Child Health Services

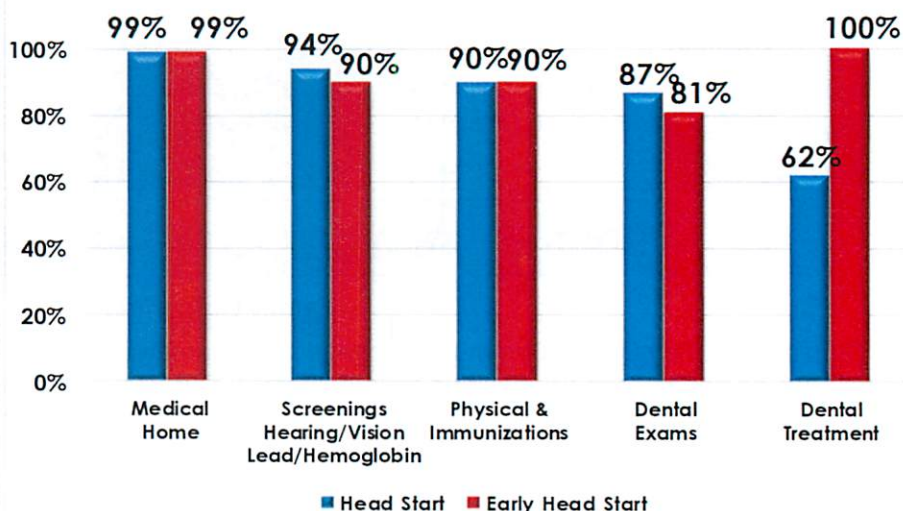
Head Start & Early Head Start

Health Data

School readiness begins with health! The graph to the right shows the percentage of children who received health services for the 2019/2020 program year in Head Start and Early Head Start.



2019/2020 Child Health Services



Service to Children Disabilities & Mental Health Services

Early Head Start and Head Start Children Disabilities Numbers

19 infants/toddlers (ages 6 weeks to 36 months) with Individual Family Service Plans (IFSP)
117 preschoolers (ages 3 to 5 years) with Individualized Education Plans (IEP) received early intervention and special education services of which:

- **5% and 41%** Speech and Language
- **5% and 19%** Health (physical, occupational, hearing, vision, and/or Autism)
- **90% and 40%** Developmental (behavior, adaptive, motor, and/or cognitive)



Mental Health Services



Infant and Early Childhood Mental Health is the foundation of all future development. Social and emotional development is the ability for a child to form close secure adult and peer relationships. It is important for children to manage and express a range of emotions and explore their environment while learning. This school year we introduced the book *Be Kind* by Pat Zietlow Miller, into our classrooms to assist children in understanding how simple acts of kindness can change the world.

Inside This Report:

Enrollment and Attendance	2	Supporting Families During National Pandemic	3
Annual Funding (HS/EHS)	2	Children Learning Outcomes	4
Parent, Family, and Community Engagement	2	Staff Professional Development	4
Father and Father Figure Involvement	2	Virtual Learning	5
Services to Pregnant Women	3	Quality Rated Centers Maintained	5
Child Nutrition Services	3	Spotlights: Parent and Community Partners	6

Enrollment

1,204 Head Start (HS) (Ages 3-5)	134 State Early Childhood Education Program (Age 4)	144 Early Head Start (EHS) (6 Weeks—Age 3)	39 Early Head Start Pregnant Women	270 Foster Care & Homeless (Head Start & Early Head Start)
--	---	--	--	--

Developing Attendance Habits

80% Head Start Average Daily Attendance	83% State Early Childhood Education Program Average Daily Attendance	81% Early Head Start Average Daily Attendance
---	---	---

Annual Funding

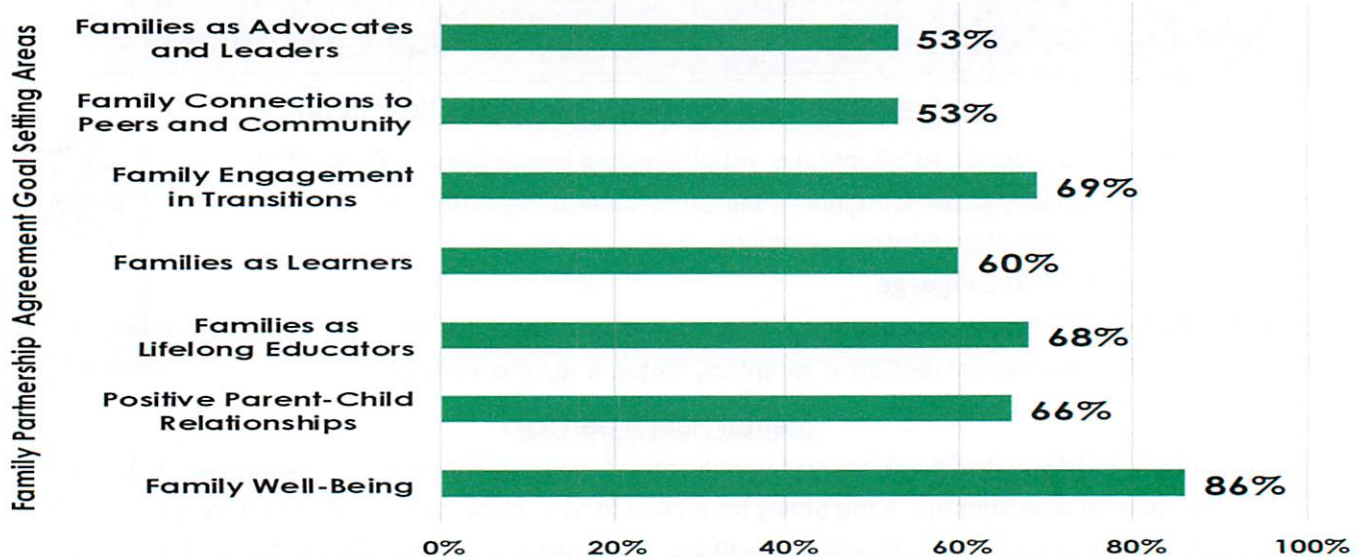
\$13,776,671.00 Federal Share (HS/EHS)
\$ 3,444,168.00 Non Federal Share (HS/EHS)
Budget represents 12 months of funding. HS/EHS
is in compliance with no findings in program audits.

Parent, Family, and Community Engagement

Family Outcomes

Head Start Parent, Family and Community Engagement Framework (PFCE) identifies seven family outcomes which research has shown to promote positive child outcomes. Our Family Service Workers collaborate with parents and families to help them develop and achieve at least one goal in one of the seven areas during the school year. Outcomes of these goals are presented below.


Family Partnership Goals Achieved



Father and Father Figures

Father/Father Figures Involvement

145 fathers/father figures engaged in the program Family Assessment
147 fathers/father figures engaged in the program Family Goal Setting
282 fathers/father figures were engaged in HS/EHS child development experiences throughout the program year (e.g. Home-School Connection, Classroom Activities, Parent Meetings, etc.)
7 fathers/father figures engaged in Program Governance (Policy Council or policy committees)
108 fathers/father figures were engaged in Parenting Education Workshops



Spotlights: Parent & Community Partners

Parent Partner - Lynette Wamsley

Dedicated and Involved Parent



Lynette's Head Start journey began six years ago with her daughter Hannah, who is now eight years old and excelling in the third grade at Barberton East Elementary School and is excelling. Her son, Joseph, age five, just completed his last year of Head Start at the Barberton center. Head Start has been a benefit to both children, especially Joseph. He qualified and received services from the local education agency within his Head Start classroom. The services helped him to strengthen his skills to become ready for Kindergarten.

Lynette's engagement in Head Start began as a classroom volunteer and progressed through the years leading to her election as Chairperson for Policy Council. She has shown emerging leadership skills, strengthened her advocacy voice for children, and encouraged other parents to become engaged at various levels of the program. During her time on Policy Council, Lynette traveled to support the mission of Head Start on state, region, and federal levels. Lynette attended the Professional Development and Leadership Ohio Head Start Conference, Region V Leadership Professional Development Conference, and National Head Start Association (NHSA) Winter Leadership Institute where she shared her Head Start experience with legislators and advocated for children on Capitol Hill.

Lynette we honor your commitment, dedication, personal growth and development in the Head Start program. You're always present and helpful. Your continued support and advocacy for children is out of this world!

Children's Concert Society

Head Start children enjoyed original Latin American and Caribbean music played on original instruments from those countries. Children experienced cultural traditions and mathematics through musical beats performed by The University of Akron Brazilian Percussion Group.



Meal Distribution with Akron Public Schools



After the Governor's order to close K–12 schools due to COVID-19 in mid-March, Akron Public Schools and Community Action Akron Summit collaborated to distribute "to-go" meals to children ages 1-18 in the Summit Lake neighborhood. Bagged breakfast and lunch meals were distributed Monday through Thursday. In addition, bags distributed on Thursday provided meals to include Friday. Physical distancing measures and precautions were implemented daily to ensure the safety and protection of all recipients and volunteers.

Virtual Learning


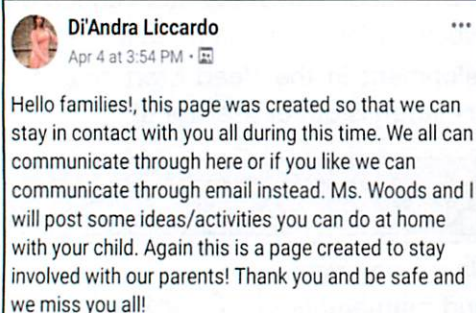
HS/EHS Classrooms Reimagined Due to National Pandemic



To minimize the spread of COVID-19 (Coronavirus), Head Start and Early Head Start classrooms embraced technology to continue serving children and families. Facing unprecedented times did not stop us from supporting families and teaching children. Family Support Specialists maintained contact with families providing them with community resources to support their needs.

Our children continued learning as virtual classrooms were created using Facebook and Zoom to maintain vital connections. Teaching teams posted a Question of the Day, shared music, and art activities for children and families to complete together at home. Daily story time, show and share, phonemic awareness, and math were some of the activities offered. Families were able to share their child's accomplishments and developmental gains through individual email and phone calls.

We are thankful for the parents who shared pictures of their children enjoying activities and grateful we were able to continue providing support in this time of uncertainty.



Quality Rated Centers Maintained



Since our achievement in 2011, we have successively maintained the highest star rating in Step Up to Quality, the State of Ohio quality rating system! All thirteen of our early learning centers are 5-Star rated! We operate the most 5-Star rated Step Up to Quality centers within Summit County.



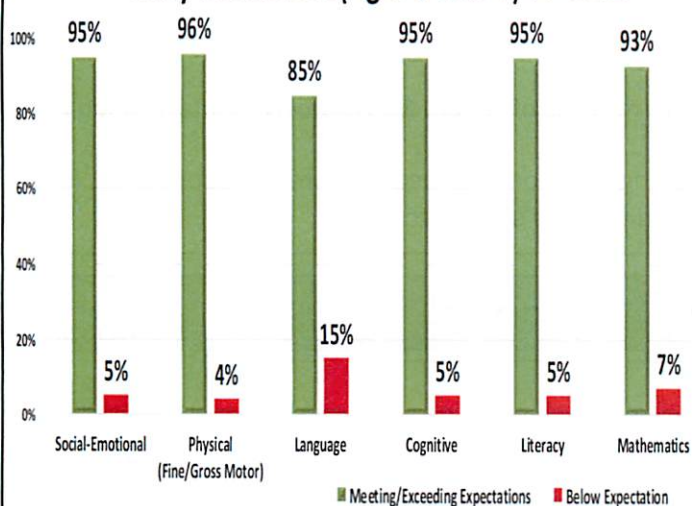
Congratulations to our Oak Creek and David Bacon Head Start sites for maintaining the National Association for the Education of Young Children (NAEYC) accreditation for nine consecutive years.



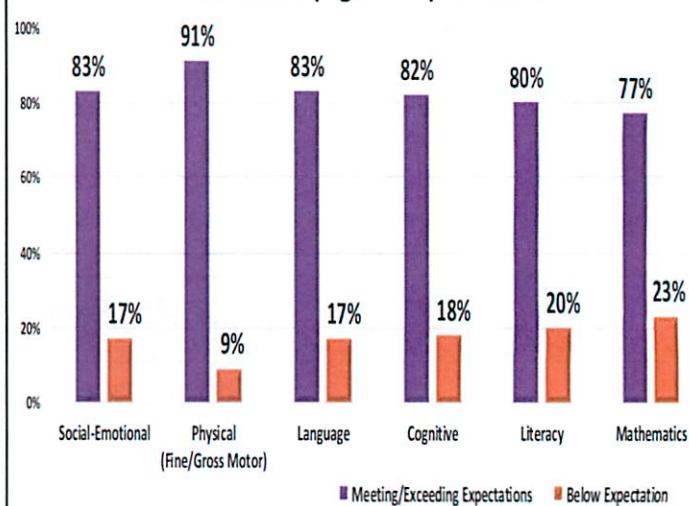
For the fifth straight year, 100% of our designated centers have been re-designated Ohio Healthy Program sites. Continued use of Ohio Healthy Programs has shown an increase in our children's food awareness, developing healthy eating habits, and increased physical activity.

Children Learning Outcomes

Early Head Start (Ages 6 wks-3) TS GOLD

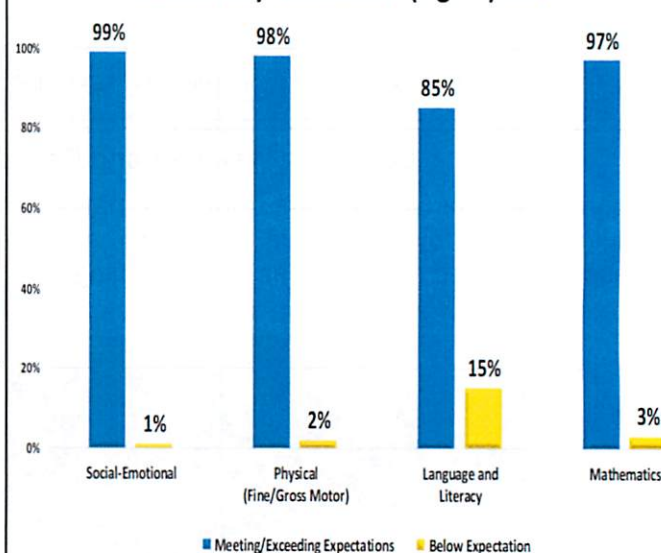


Head Start (Ages 3-5) TS GOLD



Early Head Start (top left graph) and Head Start (top right graph) outcomes from **Teaching Strategies GOLD (TS GOLD)** assessment tool which supports effective teaching and long-term school success through child work samples, teacher observations, and parent input. **State Early Childhood** (graph right) outcomes from the **Early Learning Assessment (ELA)** tool, Ohio's Early Childhood Comprehensive Assessment System assesses children's readiness for kindergarten. By Spring 2020 the majority of children were meeting/exceeding learning expectations in all areas assessed.

State Early Childhood (Age 4) ELA



Staff Professional Development

Deon Bishop, Emily Myers, & Ryan Whitsett



Head Start teachers, **Deon Bishop** (top), **Emily Myers** (middle), and **Ryan Whitsett** (bottom) were three of twenty early childhood educators selected to participate in the **Summit Education Initiative (SEI)** third cohort of the **CLASS Act Scholars of Summit County** program. The program aims to "Elevate—Celebrate—Support" early childhood teachers using the CLASS model through coaching, mentoring, and professional development (Source: SEI). Due to COVID-19, their graduation was during a virtual ceremony on May 28th.

Congratulations to our Head Start graduates Deon Bishop, Emily Myers, Ryan Whitsett and all of the CLASS Act Scholars of Summit County Graduates!

Photos courtesy of Summit Education Initiative Website 2019/2020 Class Act Scholars Class 3



Services to Pregnant Women



Pregnant Together

100% had access to care, medical/dental home
100% received prenatal/postnatal care
38% received dental exams
13% needed and received a mental health referral, of which, **100%** received intervention and follow-up services
100% received prenatal education (including nutrition, oral health, parental depression, fetal development, substance abuse, breastfeeding, safe sleep, etc.)

Child Nutrition Services

Growth Assessment

2% Underweight (BMI less than 5th percentile for child's age and gender)
64% Normal (BMI at 5th percentile and below 85th percentile for child's age and gender)
18% Overweight (BMI at 85th percentile and below 95th percentile for child's age and gender)
16% Obese (BMI greater than 95th percentile for child's age and gender)
 (Growth Assessments are only for children ages 3 - 5 and Based on Body Mass Index (BMI) Chart)



Supporting Families During National Pandemic

Delivering Wellness and Education to Early Head Start Families

In support of families staying safe during the national pandemic, Early Head Start staff assembled and delivered **116** wellness bags following social distancing guidelines to minimize contact with families. The bags contained items such as bottles of hand soap, handwashing tips, and a toothbrush. They also included a children's book to promote early literacy and reading, a snack pack, and a Head Start brochure.

